

# Parent's online safety meeting

28.2.2022

# From this session, we will...

- ▶ How online safety is covered in Crown Wood
- ▶ Look at how to have an open conversation surrounding technology
- ▶ Discuss age restrictions for apps, games and social media
- ▶ What to do if your child does have issues online
- ▶ How to make informed choices

WHAT WE'RE DOING IN  
SCHOOL TO TACKLE  
ONLINE SAFETY  
ISSUES...



# Online Safety

## Online Safety: Keeping Your Child Safe Online

It is increasingly important that children have the skills and knowledge needed to keep themselves safe on-line. Teaching the skills and knowledge required are now considered an essential part of safeguarding. At Crown Wood, we teach 'online safety' through both the Computing and PSHE curricula as well as working with bodies such as the NSPCC.

Read advice on the safer use of the internet here.

Use the button below to report harmful content:



### Useful websites to support online safety:


<https://www.mytutor.co.uk/blog/the-parents-guide-to-teaching-your-teen-online-safety/>

<https://www.net-aware.org.uk/networks/?category=Messaging>

<https://www.nspcc.org.uk/preventina-abuse/keepina-children-safe/share-aware/>

- Attendance & Leave of Absence
- Breakfast & After School Club
- Car Parking
- Clubs & After School Activities
- Curriculum Workshops
- Emergency Closure Procedures
- Let's Localise
- Medical Needs
- Online Safety
- Parent School Association (PSA)
- Pastoral Support
- Safeguarding
- School Meals & Packed Lunches
- School Uniform
- Term Dates
- Transition to Nursery
- Transition to Reception

the **PIXL** club  
Partners In Excellence



- ✓ I will only access computing equipment when a trusted adult has given me permission and is present.
- ✓ I will not deliberately look for, save or send anything that could make others upset.
- ✓ I will immediately inform an adult if I see something that worries me, or I know is inappropriate.
- ✓ I will keep my username and password secure; this includes not sharing it with others.
- ✓ I understand what personal information is and will never share my own or others' personal information such as phone numbers, home addresses and names.
- ✓ I will always use my own username and password to access the school network and subscription services such as Purple Mash.
- ✓ In order to help keep me and others safe, I know that the school checks my files and the online sites I visit. They will contact my parents/carers if

- ✓ I will respect computing equipment and will immediately notify an adult if I notice something isn't working correctly or is damaged.
- ✓ I will use all communication tools such as email and blogs carefully. I will notify an adult immediately if I notice that someone who isn't approved by the teacher is messaging.
- ✓ Before I share, post or reply to anything online, I will T.H.I.N.K.

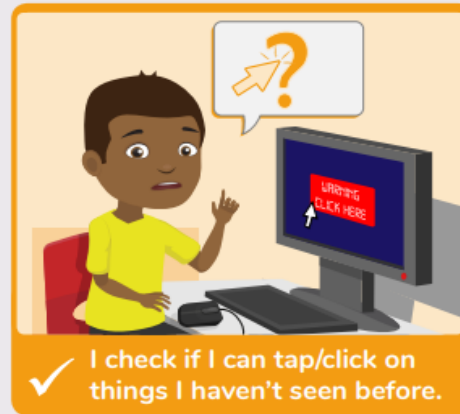

**T** = is it true?

**H** = is it helpful?

**I** = is it inspiring?

**N** = is it necessary?

**K** = is it kind?



# Discussing online safety

The background features a white space with abstract, overlapping geometric shapes in various shades of blue (light, medium, and dark) on the right side, creating a modern, digital aesthetic.



An open and honest dialogue with your child is absolutely key.

Talk to them about their internet use and let them know they can talk to you.



[www.childnet.com/parents-and-carers/have-a-conversation](http://www.childnet.com/parents-and-carers/have-a-conversation)

Consider setting a family agreement to open discussion.

Establish boundaries and your expectations as a family.



[childnet.com/resources/family-agreement](http://childnet.com/resources/family-agreement)

# START ON A POSITIVE NOTE...

What do you like most about the internet and why?  
What's your favourite game/app/site?

Do you like to be creative online?  
What have you created?

(It could be anything from a picture or video to creating their own games, sites or apps.)

The internet offers brilliant opportunities for making connections with others. Who do you like to keep in touch with online and what apps/-services do you use?

# KEEP THE CONVERSATION GOING

Do you have any tips for how to be positive and show respect online?

What could you do if someone online is making you or someone you know feel worried or upset?

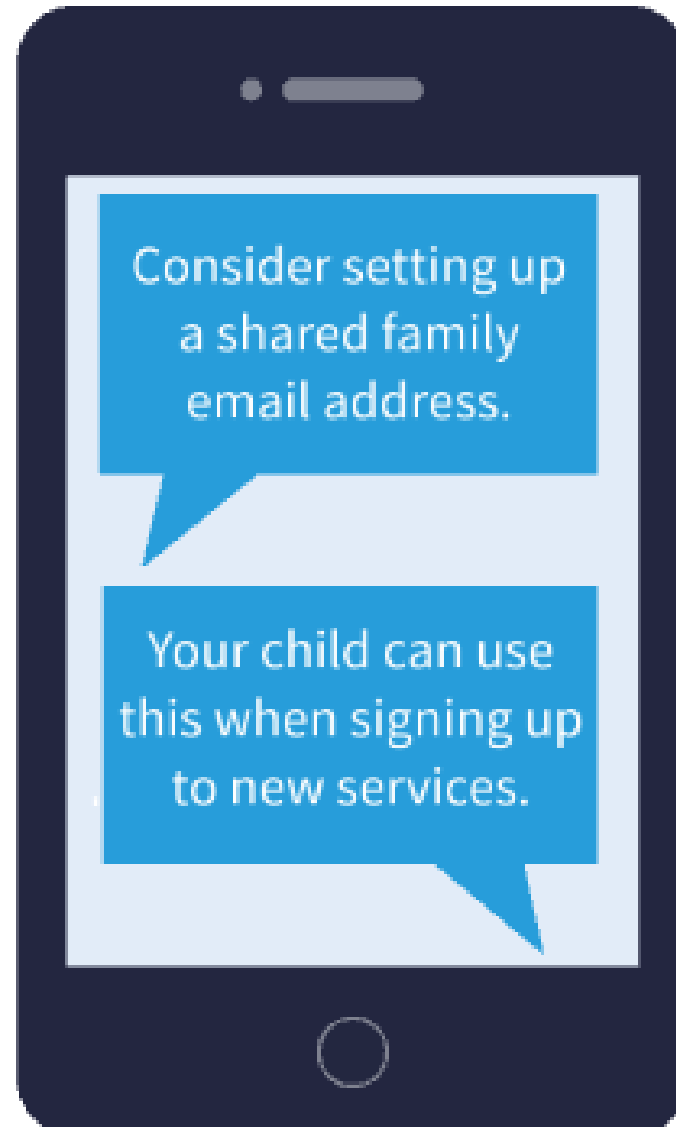
How might you know if you are using the internet/technology too much?

How does the internet make you feel? Do different apps/games makes you feel differently?

Do you know where to go for help, where to find safety advice and how to use safety tools on your favourite apps and games?

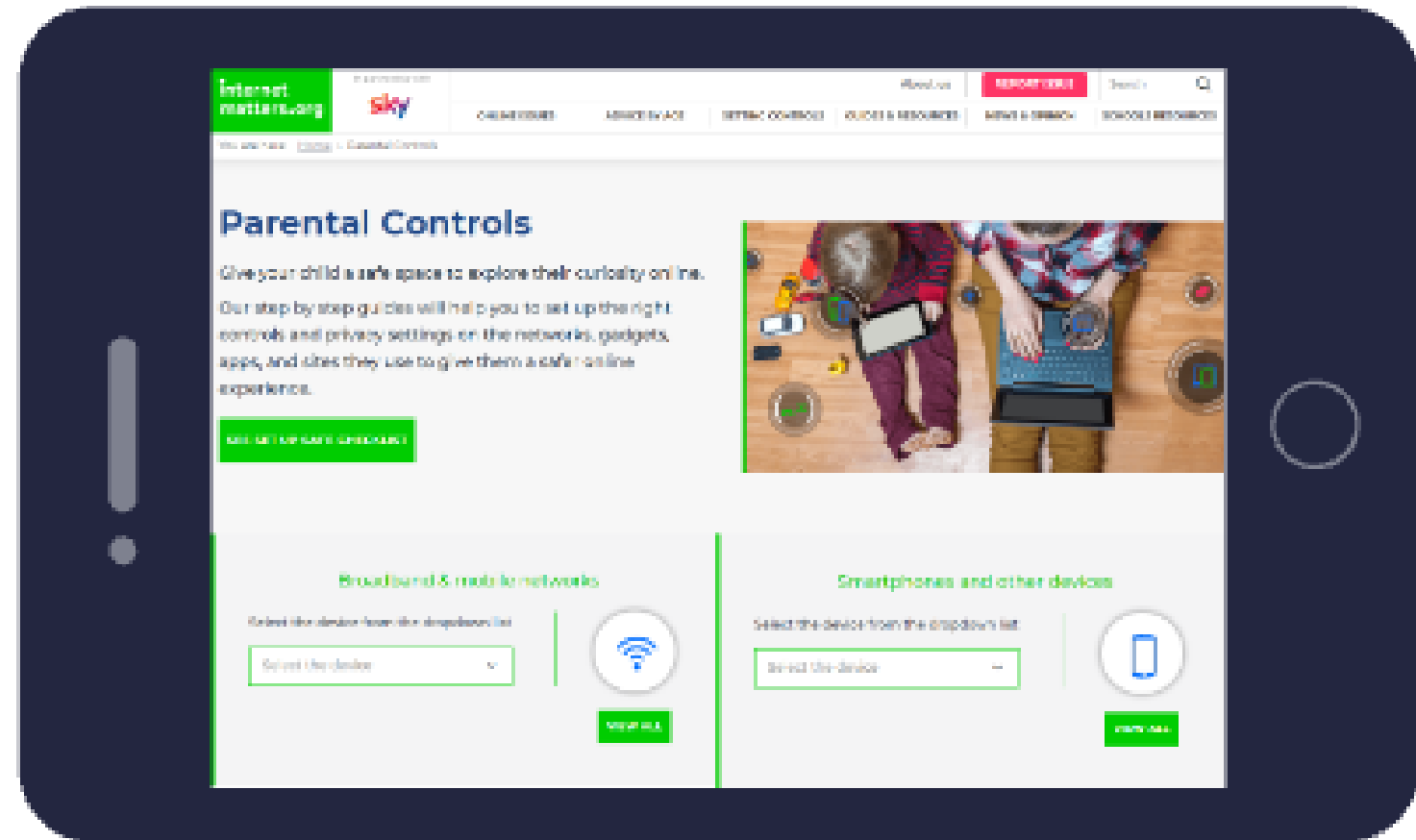
Help me!  
Can your child show you how to do something better/safer online?

# Top tip



Filtering software  
and settings can  
help block  
unwanted content.

Look at filters on  
individual devices  
and from mobile &  
internet providers



[internetmatters.org/parental-controls/](https://internetmatters.org/parental-controls/)

# Cold Turkey

Tue	Wed	Thu	Fri
Distractions		Distractions	Distraction
	Entire Internet		
	Games	01:00 pm to 04:15 pm	

On  
for 4 hours

On  
Password

# Telephone helplines...

If you're worried about a child...

**NSPCC** 0808 800 5000

For online safety advice...

**O<sub>2</sub> 😊 NSPCC** 0808 800 5002  
Let's keep kids safe online

For mental health advice...

**YOUNGMINDS** 0808 802 5544

For parenting and family support...

 **family  
lives** 0808 800 2222

# Use of the internet and it's dangers

The background of the slide is white with abstract, overlapping geometric shapes in various shades of blue (light blue, medium blue, and dark blue) on the right side, creating a modern, digital aesthetic.



# CONDUCT



Children need to be aware of the impact that their online activity can have on both themselves and other people, and the digital footprint that they create on the internet.



It's easy to feel anonymous online and it's important that children are aware of who is able to view, and potentially share, the information that they may have posted.



When using the internet, it's important to keep personal information safe and not share it with strangers.



# CONTENT



Some online content is not suitable for children and may be hurtful or harmful. This is true for content accessed and viewed via social networks, online games, blogs and websites.



It's important for children to consider the reliability of online material and be aware that it might not be true or written with a bias.



There can be legal consequences for using or downloading copyrighted content, without seeking the author's permission.

# Age Restrictions for Social Media Platforms


What is the minimum age for account holders on these social media sites and apps?







# CYBERBULLYING



Cyberbullying is bullying which takes place online or using technology. It is important that young people know what to do if they or their friends are the victims of cyberbullying.



Cyberbullying can happen in many different ways including unkind messages or comments, the sharing of embarrassing photos or exclusion from group chats.








Children need to understand that their online actions can be just as hurtful as offline actions and that seeking to deliberately hurt or upset someone is always unacceptable.



# ADVICE ON CYBERBULLYING

Discuss cyberbullying with your child - teach the importance of online respect and make sure they know they can talk to you if they have any worries or concerns.

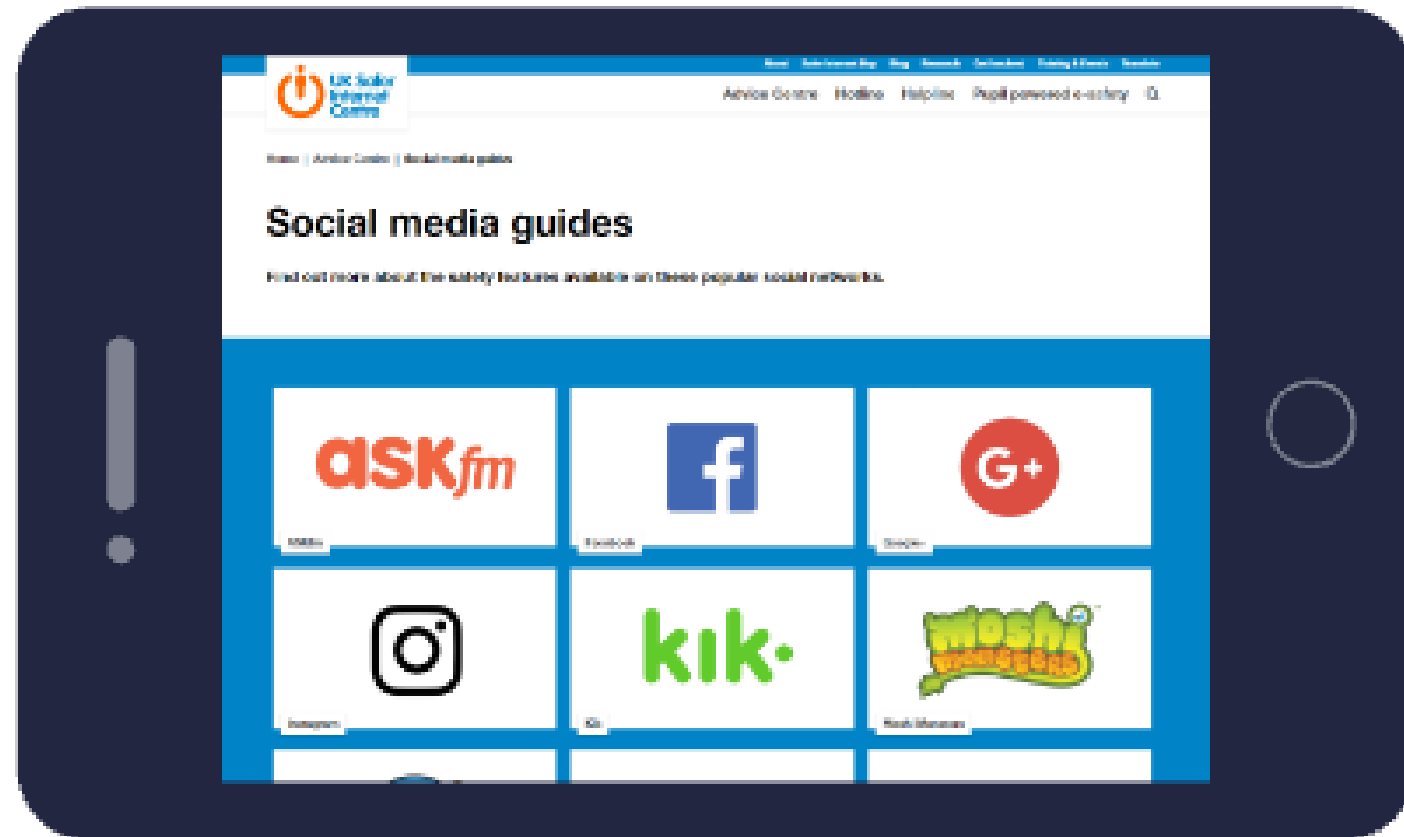
If they are a victim of this type of behaviour:

-  **Do** save the evidence
-  **Don't** deny your child access to a device or service. They may feel punished when they're already the victim.
-  **Do** report to your school/ the police
-  **Do** use online tools to report and block the perpetrator.
-  **Don't** retaliate.

# For the platforms you use:

Familiarise yourself with safety and privacy settings on the services your family uses.

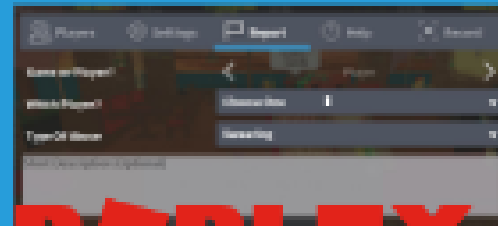
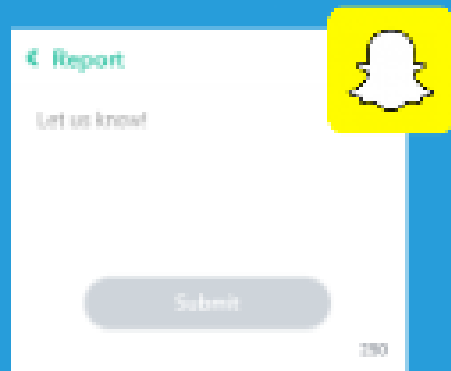
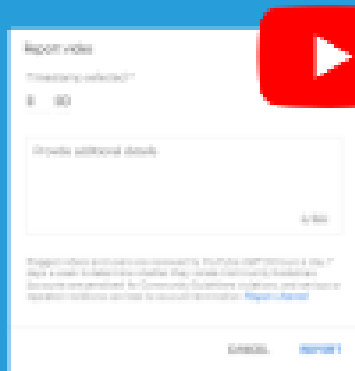
Learn how to report, block and mute other users on games and social media.



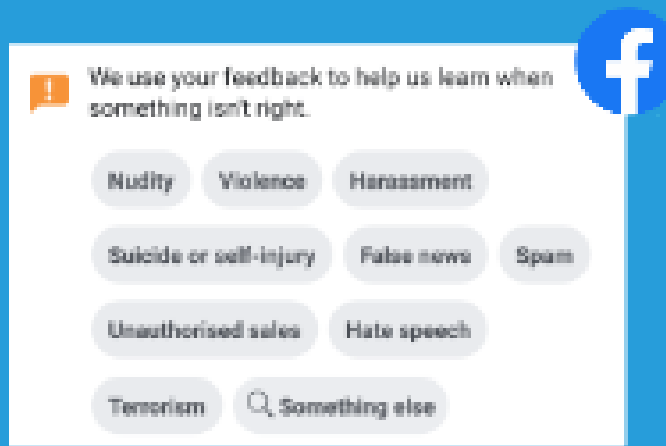
[saferinternet.org.uk/advice-centre/social-media-guides](https://saferinternet.org.uk/advice-centre/social-media-guides)

# MAKING A REPORT

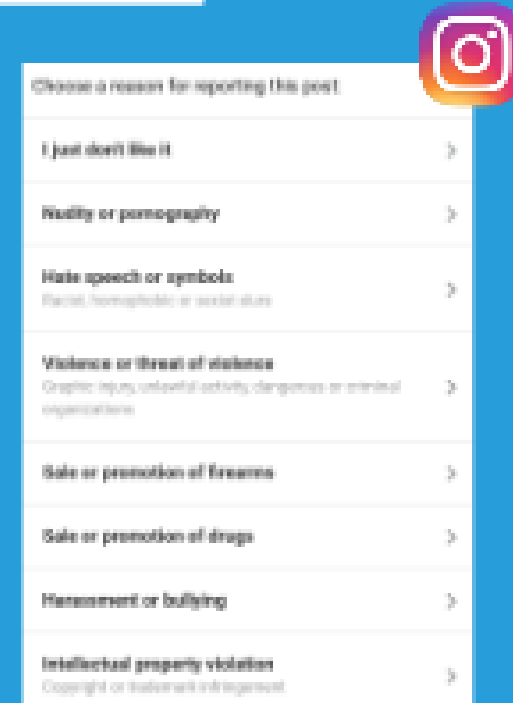
Look out for these symbols on the post, comment or user profile you want to report



Fill out the form with as much detail as possible and press send to inform the platform's safety team.



Choose a reason for reporting



# Follow up inadequate responses to reports on other services here



Report

Advice

## We can help you report:



Threats



Impersonation



Bullying or Harassment



Self Harm or Suicide Content



Online Abuse



Violent Content



Unwanted Sexual Advances



Pornographic Content

Find out more

If you or the person you are helping is in immediate danger please contact the police (dialling 999)

**ACT** Advice Centre for Technology

ACT can help to resolve if you've been contacted on-line that supports, claims or glorifies terrorism, report to here:

Report Terrorist Activity

We are unable to take reports of sexual images of under 18s. You can report sexual images of under 18s on our already active Internet Watch Foundation.

Report Child Sexual Abuse Imagery



reportharmfulcontent.com



# CONTACT



It is important for children to realise that new friends made online may not be who they say they are and that once a friend is added to an online account, you may be sharing your personal information with them.



If you have concerns that your child is, or has been, the subject of inappropriate sexual contact or approach by another person (including, but not limited to, a request to meet up or a request for images/videos), it's vital that you report it to the police via the Child Exploitation and Online Protection Centre ([www.ceop.police.uk](http://www.ceop.police.uk)).





# ADVICE ON GROOMING

Discuss online friendship with your child - make sure they understand that a person they've never met face-to-face is still a stranger. Discuss what kinds of information they should avoid sharing with strangers.

Ensure they know they can come to you if they have any worries or concerns.



# ADVICE ON SEXTING

Discuss sexting with your child - ensure they know that once this kind of content gets out there, it's very difficult to get it back and the consequences of this can be very upsetting.

Make sure they know they can talk to you if they have any concerns or worries.

With younger children, discuss which parts of their body should be kept private.



**Do** seek advice from your child's school if you need further support.

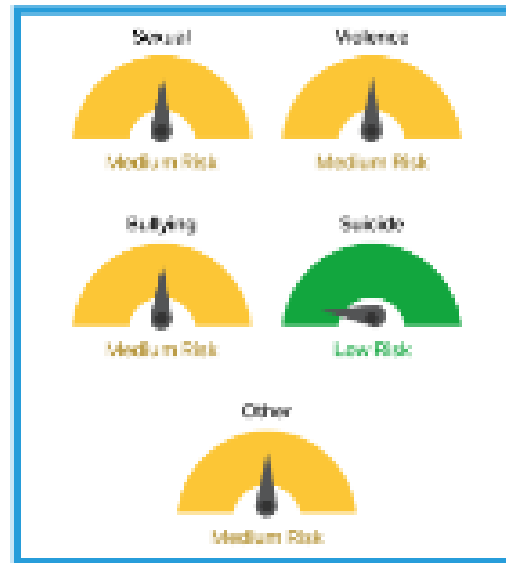


**Do** report to the Police or CEOP if you have any suspicions about the involvement of an adult or think your child has been coerced.

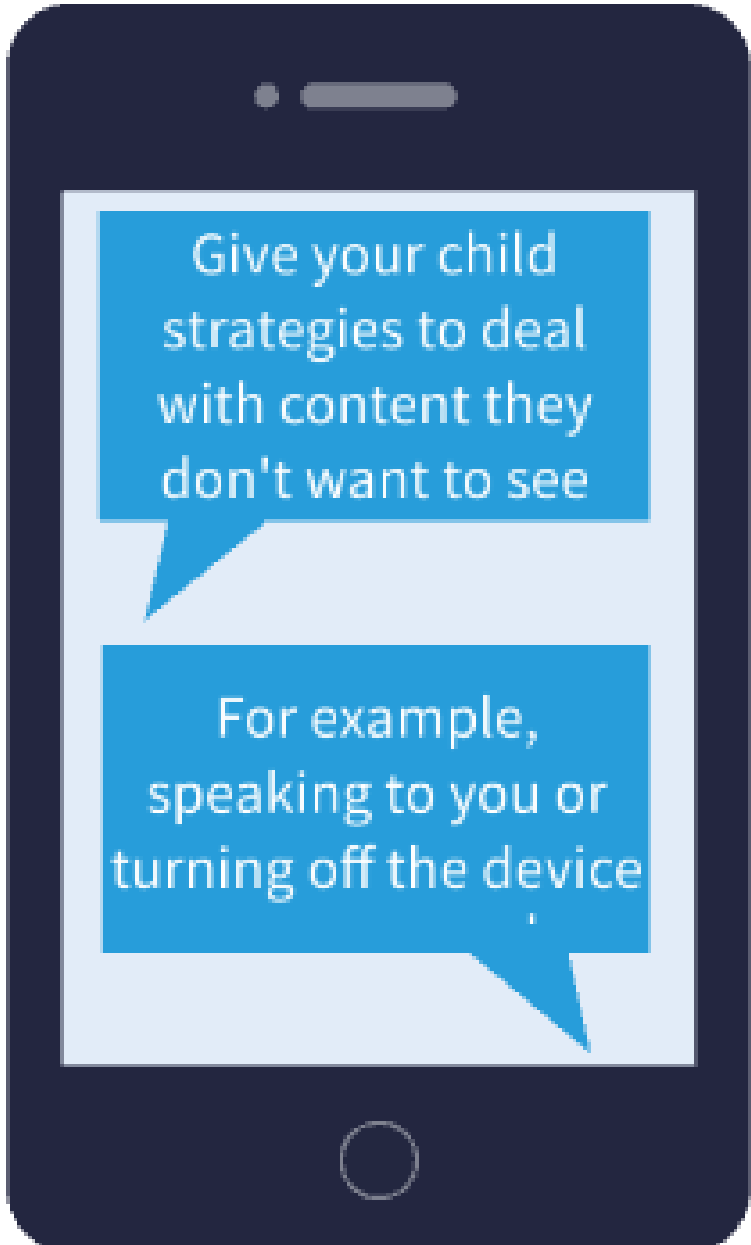
What is 'safe' online?

Get involved with your child's life online. Learn about the apps, games and devices they use.

Play their favourite games with them, try out their favourite apps...



[net-aware.org.uk](http://net-aware.org.uk)

A dark blue smartphone is centered on a white background. The screen shows two blue text bubbles. The top bubble contains the text "Give your child strategies to deal with content they don't want to see". The bottom bubble contains the text "For example, speaking to you or turning off the device". The phone has a silver earpiece and a circular home button at the bottom.

Give your child strategies to deal with content they don't want to see

For example, speaking to you or turning off the device

<https://askaboutgames.com/>



Setting Up Family Controls on PlayStation

25/08/2020



Setting Up Family Controls for Xbox

28/05/2020



Setting Up Family Controls for Nintendo Switch

28/05/2020



Family Guide to Pokemon

06/12/2021



Family Guide to Mario Party

05/11/2021



Family Guide to Game Builder Garage

15/09/2021

**Top Family Video Games 2022**

3 7 12 16 18

[See full list](#)

3 7 12 16 18

www.pegi.info www.pegi.info www.pegi.info www.pegi.info www.pegi.info

<https://www.common SenseMedia.org>

Fortnite



### A LOT OR A LITTLE?

The parents' guide to what's in this game.

<b>Educational Value</b> A+ ●●●●● >	<b>Positive Messages</b> + ●●●●● >	<b>Positive Role Models</b> + ●●●●● >
<b>Ease of Play</b> ●●●●● >	<b>Violence</b> ●●●●● >	<b>Sex</b> not present
<b>Language</b> #1 ●●●●● >	<b>Consumerism</b> \$ ●●●●● >	<b>Drinking, Drugs &amp; Smoking</b> not present

### WHAT PARENTS NEED TO KNOW

Parents need to know that while the original strategy-focused version of *Fortnite* (also known as *Save the World*) is a survival action game for PlayStation 4, Xbox One, Nintendo Switch, Windows, and Mac, it's the wildly popular last-player-standing mode known as *Fortnite: Battle Royale* that's taken off and become a huge hit. (There's also a [mobile version](#) of the popular Battle Royale mode that lets portable players engage with and play against console and PC gamers.) *Fortnite: Battle Royale* (which

# Telephone helplines...

If you're worried about a child...

**NSPCC** 0808 800 5000

For online safety advice...

**O<sub>2</sub> 😊 NSPCC** 0808 800 5002  
Let's keep kids safe online

For mental health advice...

**YOUNGMINDS** 0808 802 5544

For parenting and family support...

 **family  
lives** 0808 800 2222

Any questions?